



# Covid-19 Update: Health and Adult Social Care Scrutiny Panel

Jane O'Donnell

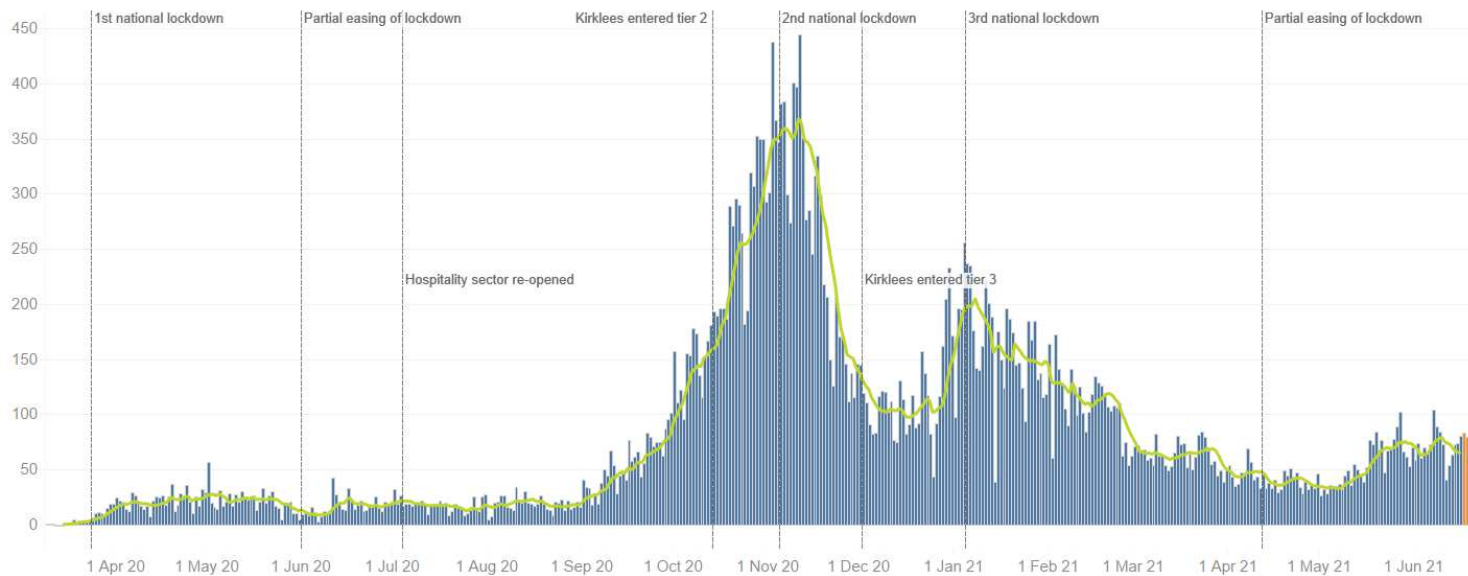


# Cumulative Position

- Number of confirmed cases in Kirklees: 37,098
- Cases in the last week: 458
- Latest weekly rank: 49
- Note: these are correct as of 21.06.2021

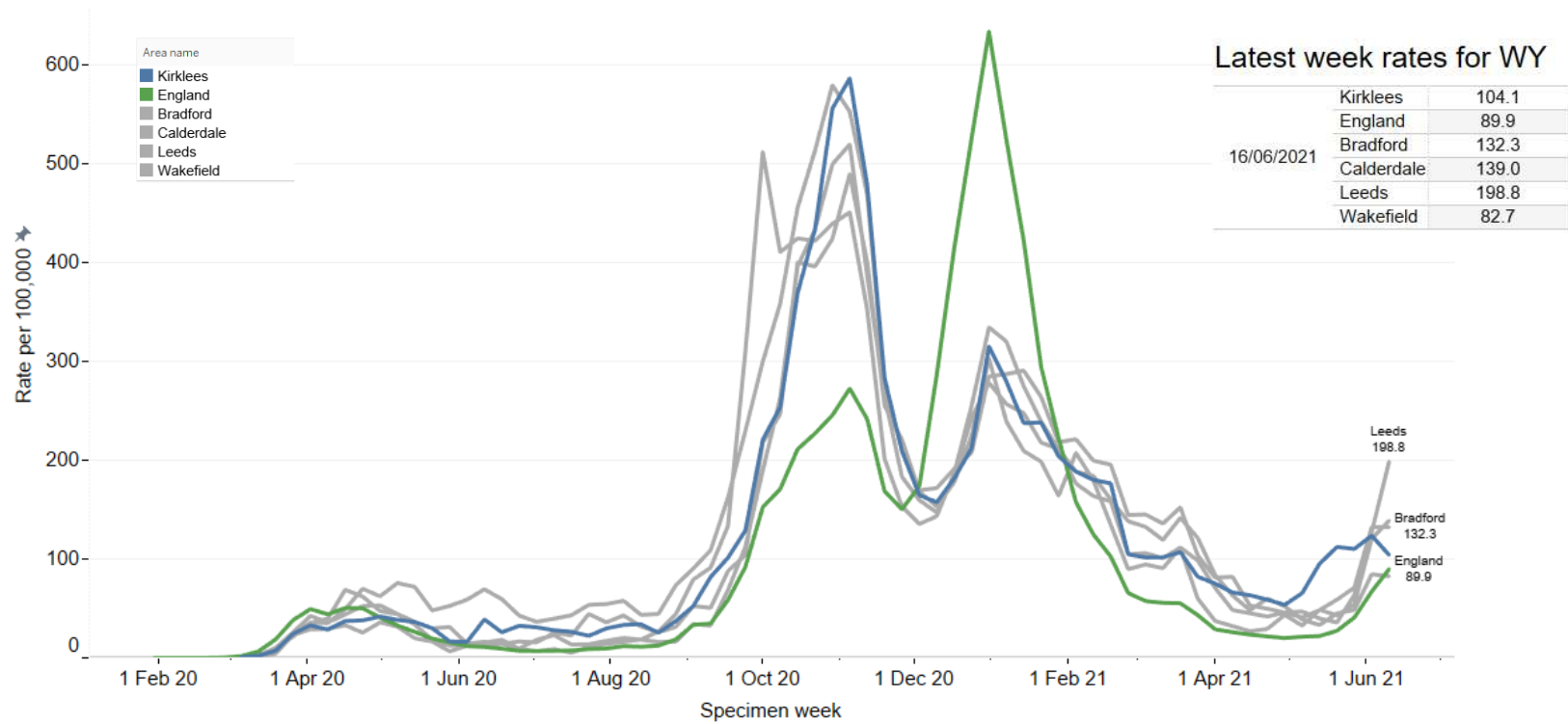
## Kirklees confirmed cases

Number of daily cases of COVID-19 in Kirklees. **Green line** ◆ shows the 7-day rolling average. Data for the last 4 days is subject to change (coloured **orange** ◆). Annotations show national easing of restrictions and key national/local measures put in place.



# Current Position

- Kirklees rate is 104.1 per 100,000 (week ending 16/06/21)



➤ Note: Updates can be tracked here:

<https://public.tableau.com/profile/kirklees.intelligence.service#!/vizhome/CoronaviruscasesKirklees/PublicFacingDashboard>



# Kirklees Enhanced Response Area

19 May 2021 the Secretary of State for Health and Social Care announced that Kirklees had been identified as an area of concern due to cases of the Delta variant and increasing case numbers across Kirklees.

- Surge testing
- Enhanced contact tracing, Enhanced support offer for people to self isolate; to help bring down transmission rates locally.
- Ability to carry out turbo vaccination



# Surge Testing

- By Using PCR test kits positive results are sent for genome sequencing at specialist laboratories, helping to identify Covid-19 cases with a variant of concern and prevent their spread. This was a 4 week programme
- A surge testing plan had previously been developed and exercised.
- Extra MTUs were agreed in areas of enduring transmission
- Established MTUs/ local testing sites were able to offer asymptomatic testing
- Worked with five high schools that had high infection rates



# Surge Testing Results

- At the MTUs/Local Testing Sites approximately 2500 test kits were registered for asymptomatic testing with 230 positive cases identified.
- 4500 PCR kits were hand delivered and returned with 80 people testing positive.
- 7000 PCR test kits were handed out at the five high schools, identifying 162 positive cases.



# Test and Trace cases and contacts

- National figures to 22/06/21

		Total	Completed	% completed
Cases	7-day	517	457	88.4%
	Cumulative	37548	32238	85.9%
Contacts	7-day	1396	1356	97.1%
	Cumulative	78381	63550	81.1%

- Local Contact Tracing Service

## Headlines

Date of Report: 23 June 2021

Kirklees	Total No of cases received:	2750	% of finalised cases completed:	56%	Average daily No of cases received: (last 7 days)	0	Average daily No of cases where FUF-Not Reached (last 7 days)	0
	Kirklees_PR	Total No of cases received:	413	% of finalised cases completed:	72%	Average daily No of cases received: (last 7 days)	15	Average daily No of cases where FUF-Not Reached (last 7 days)

\* PR is enhanced contact tracing for surge testing

## Daily Test and Trace data for Kirklees

Source: NHS Test and Trace Web based tool



# COVID Vaccination Programme Equality Impact Assessment

In line with guidance from NHSE, early on in the COVID-19 Vaccination Programme, a local Equality Impact Assessment (EIA) was undertaken to consider whether certain groups in Kirklees may be differentially impacted by the vaccination programme, focusing particularly on the potential to create, exacerbate or improve health inequalities.

The impact on all protected characteristic groups, unpaid carers, those in poverty or low-income households, and health inclusion groups and other potentially vulnerable groups was considered, considering national and local evidence.

**Based on the findings from the EIA, the following priority groups were identified:**

- Black, Asian, and Minority Ethnic groups
- Adults with learning disabilities
- Muslim communities
- Unpaid carers
- Rough sleepers and people who are homeless
- Asylum seekers, refugees, and migrants
- Roma, Gypsy and Traveller communities
- Sex workers
- People with SMI
- People with addiction or substance misuse problems





# Activity to support high uptake and reduce inequalities

- **Community champions programme** – priority groups: Black Asian and Minority Ethnic communities: people with disabilities (Learning or Physical) and unpaid carers
- **Transport scheme** – particularly aimed at patients who are socially isolated, have mobility issues and/or are financially vulnerable (50% have chosen to pay)
- **Social prescribers supporting uptake with outreach work** – e.g. there is a social prescriber working out of cathedral house to encourage uptake, particularly working with African-Caribbean communities
- **Following up those who have declined a vaccine** – social prescribers and Community Plus
- Targeted **work with faith leaders and communities** – targeted comms, pop-up vaccination sites in mosques
- Communications and outreach work re: **Ramadan** – including work with Al Mubarak radio
- Targeted work with **rough sleepers and homeless, and asylum seekers and refugees**
  - Work group with specialist GP input, third sector and LA colleagues who work with this specific population.
  - Drop in clinics within the princess royal site and pop ups within the B&Bs.
  - Using Welcome mentors to support uptake in asylum seekers and refugees.
- **Kirklees-wide communications strategy** to promote high uptake – the approach will focus on creating a **positive 'social norm'**, good news stories, and community case studies with targeted action to address specific concerns or barriers to uptake where appropriate
  - Addressing the 3 cs – confidence, convenience, complacency



## Director of Public Health – JCVI Discretion

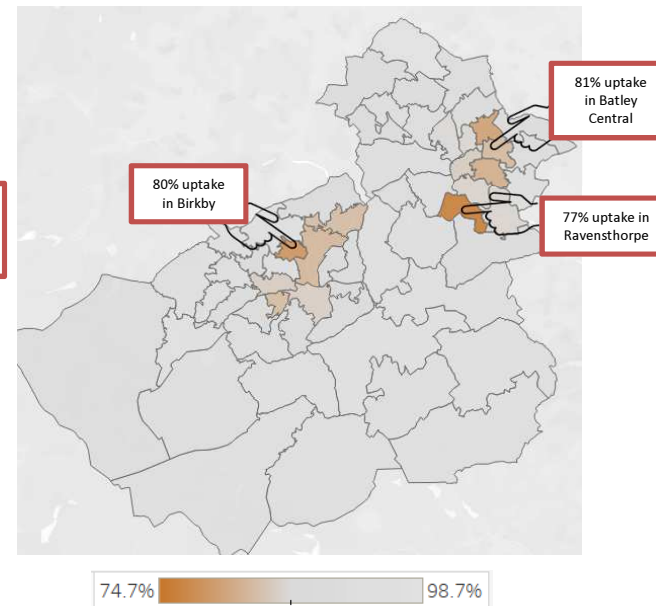
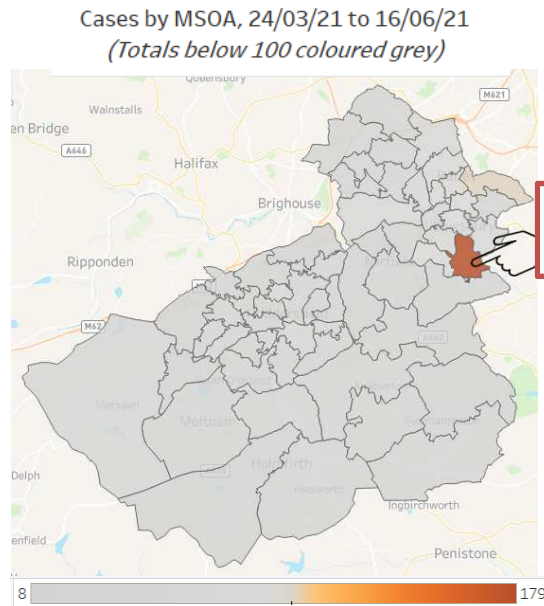
The JCVI has given evidence of increased risk of hospitalisations in men, those from certain ethnic groups, people with a BMI of more than 30 and those experiencing deprivation. JCVI recommended that Directors of Public Health be allowed local flexibility to specifically target these groups, while being mindful to not slow progress in the universal programme.

- Universal - continued communication and engagement with the whole community recognising that there are still gains to be made across the whole of Kirklees
- Onsite collaboration with manufacturing sites
- Roving model targeting communities with enduring transmission



# Uptake by MSOA

- Map 1 (left) of COVID-19 Cases: coloured areas show higher number of cases in the last 12 weeks.
- Map 2 (right) of COVID-19 Vaccination Uptake: Coloured areas show uptake at less than 90%.
  - Uptake rate is less than 80% uptake in one MSOAs: Ravensthorpe, at 77%.



Note: MSOA data is publicly available data

